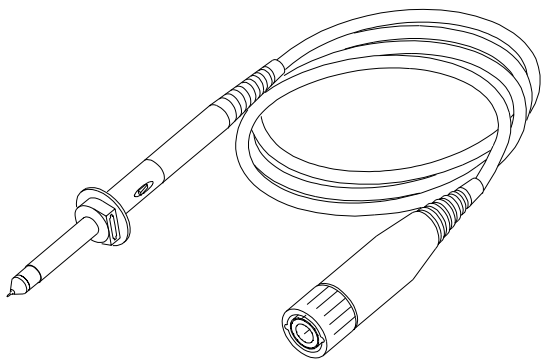





10070C, 10073C, and 10074C Oscilloscope Probes



Characteristics

Operating Temperature	-10° C to 55° C		
Humidity	90% rh @ 40° C		
Shock	400g 1/2 sine wave on tip end 50g 1/2 sine wave on BNC end		
Propagation Delay	7 ns (1.5 m probe cable length)		
Altitude	4600 m (indoor use only)		
	10070C	10073C	10074C
System Bandwidth	20 MHz	500 MHz	150 MHz
System Risetime (Calculated)	<17.5 ns	<700 ps	<2.33 ns
Attenuation Ratio	1:1	10:1	10:1
Input Resistance (when terminated into 1 M Ω)	1 M Ω	2.2 M Ω	10 M Ω
Input Capacitance	\approx 70 pF	\approx 12 pF	\approx 15 pF
Maximum Input (dc + peak ac)	400 Vpk CAT I (mains isolated) 400 Vpk CAT II (post receptacle mains)	500 Vpk CAT I (mains isolated) 400 Vpk CAT II (post receptacle mains)	
			
Compensation Range	None	6 – 15 pF	9 – 17 pF
Probe Readout	No	Yes	Yes

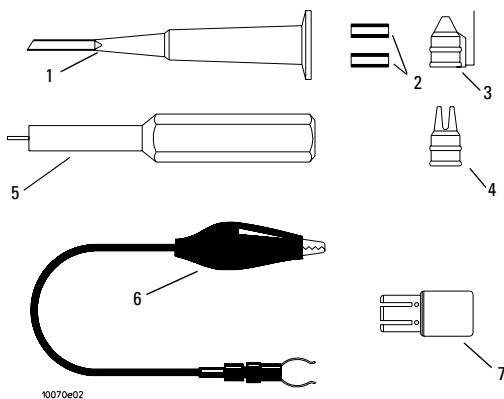
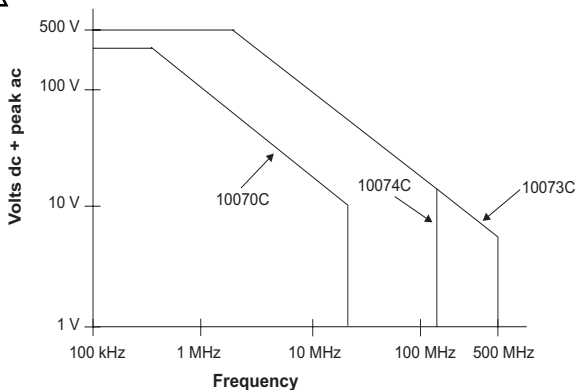


The input voltage should not exceed the input voltage rating of the measuring instrument.

Cleaning If your probe requires cleaning, disconnect it from the instrument and clean it with mild detergent and water. Make sure the probe is completely dry before reconnecting it to the instrument.



Probe Derating Curve (CAT I)



Agilent 5081-7690 Accessory Kit

Item	Description	Qty
1	Retractable Hook Tip (Also available in a 2-pack under Model Number N2769A)	1
2	Orange, white, blue, and green identification tags	2 each
3	Ground Bayonet	1
4	IC Tip	1
5	Adjustment Tool	1
6	Ground Lead (Black) (Also available in a 2-pack under Model Number N2770A)	1
7	BNC Adapter (not part of kit, order separately) Agilent Part Number 5081-7705)	—



Agilent Part Number 10070-92008
March 2001

Agilent Technologies
1900 Garden of the Gods Road
Colorado Springs, CO 80907